



ಬೃಹತ್ ಬೆಂಗಳೂರು ಮಹಾನಗರ ಪಾಲಿಕೆ
Bruhat Bengaluru Mahanagara Palike



BBMP COVID-19 WAR ROOM 28.07.2022

BBMP / COVID-19 WAR ROOM / BULLETIN – 857 /28.07.2022 / #BBMPfightsCOVID19



OVERVIEW OF COVID-19 IN BENGALURU



CASE TRENDS

ACTIVE CASES **7,486**

Confirmed Cases

1,475

18,31,957 #

Recovered Cases

1,288

18,07,497 #

Death Cases

0

16,974 #



HOSPITALIZATION

23

ICU – V

-

ICU

1

HDU

1

General

21

INCLUDES GOVT. QUOTA AND PRIVATE WALK-IN HOSPITALIZATION



VACCINATION

21,013 2,00,92,782 #

First Dose

1,114

96,55,971 #

Second Dose

7,155

93,87,735 #

Precaution Dose

12,744

10,49,076 #



TRIAGING

MTU

25

Tele Triage

855



ACTIVE CLUSTERS

24

Budding Clusters

(<5 Cases)

24

Clusters (> 5 cases)

0



TESTING

18,088 3,09,91,733 #

RAT

3,519

RTPCR

14,569

Positivity : 7.06%

*FOR LAST 7 DAYS

: indicates cumulative numbers till date



ABSTRACT OF COVID-19 SCENARIO IN BENGALURU


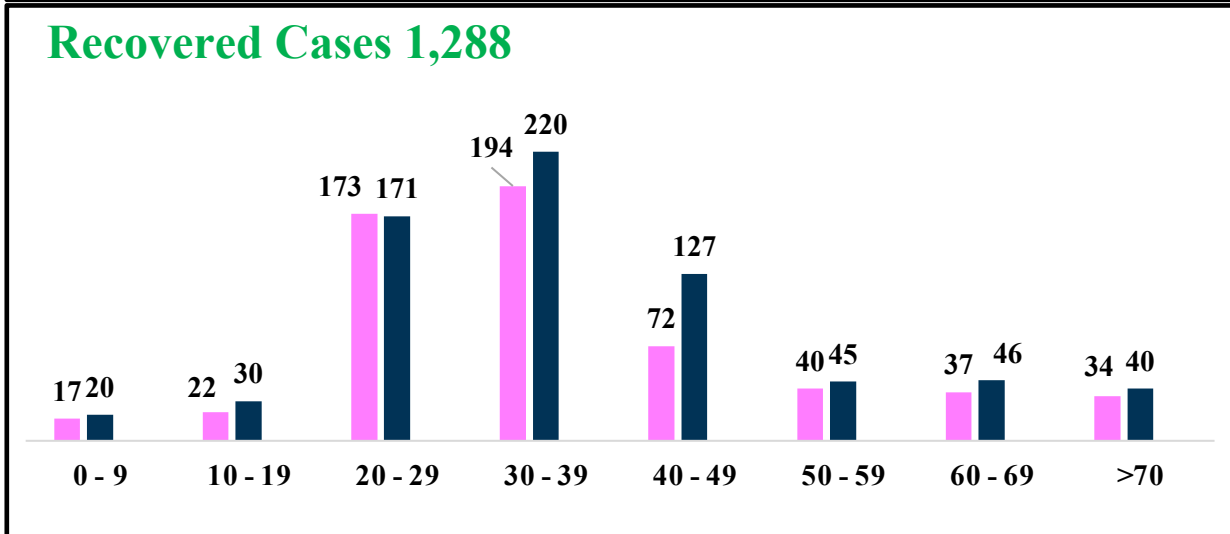
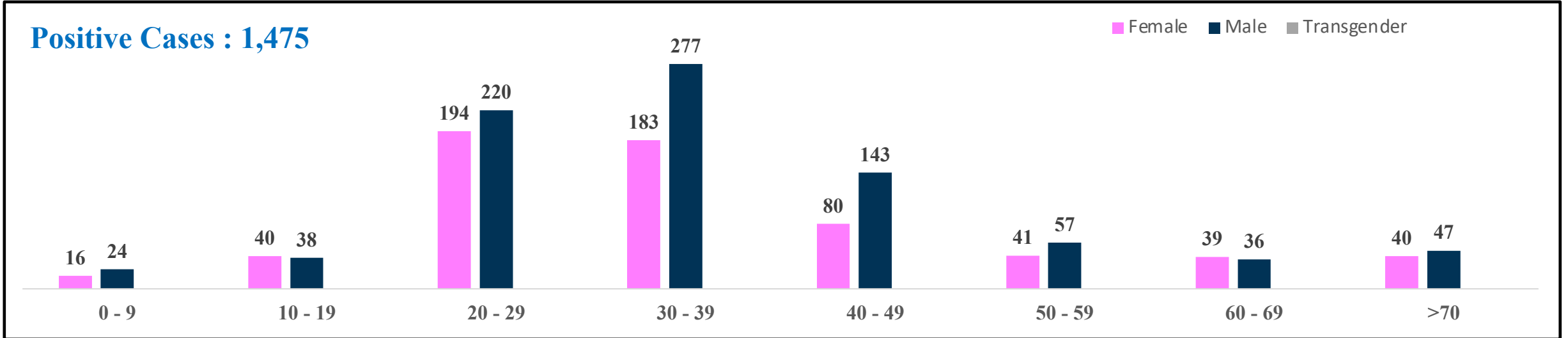


	MALE			FEMALE			TRANSGENDER			TOTAL		
	Last 24 Hours	Last 7 Days	Cumulative	Last 24 Hours	Last 7 Days	Cumulative	Last 24 Hours	Last 7 Days	Cumulative	Last 24 Hours	Last 7 Days	Cumulative
Positive Cases	842	4,494	10,81,335	633	3,476	7,49,730	0	0	196	1,475	7,970	18,31,957
Recovered Cases	699	4,169	10,66,257	589	3,421	7,41,148	0	0	185	1,288	7,590	18,07,497
Death Cases	0	1	10,750	0	0	6,220	0	0	4	0	1	16,974
Total Tests Done	In Last 24 hrs. : 18,088			In last 7 days : 1,12,852			Cumulative : 3,09,91,733					
Vaccine Doses Administered	In Last 24 hrs. : 21,013			In last 7 days : 1,08,762			Cumulative : 2,00,92,782					
ACTIVE CASES									7,486			

*Covid deaths occurred today : 00 | Covid deaths occurred beyond last 24 hrs., reported today : 00



LAST 24 HOURS AGE GROUP AND GENDER WISE DISTRIBUTION

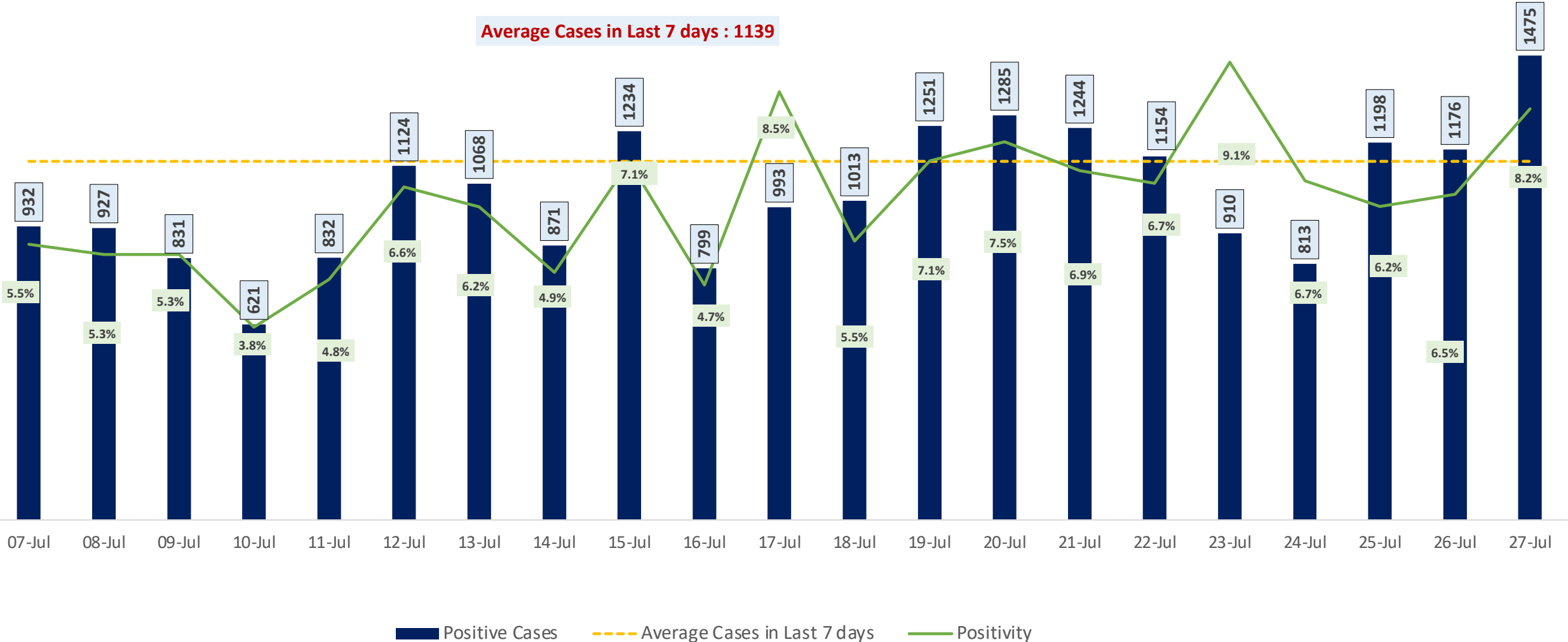




POSITIVITY RATE OF BENGALURU – LAST 21 DAYS



Average Cases in Last 7 days : 1139

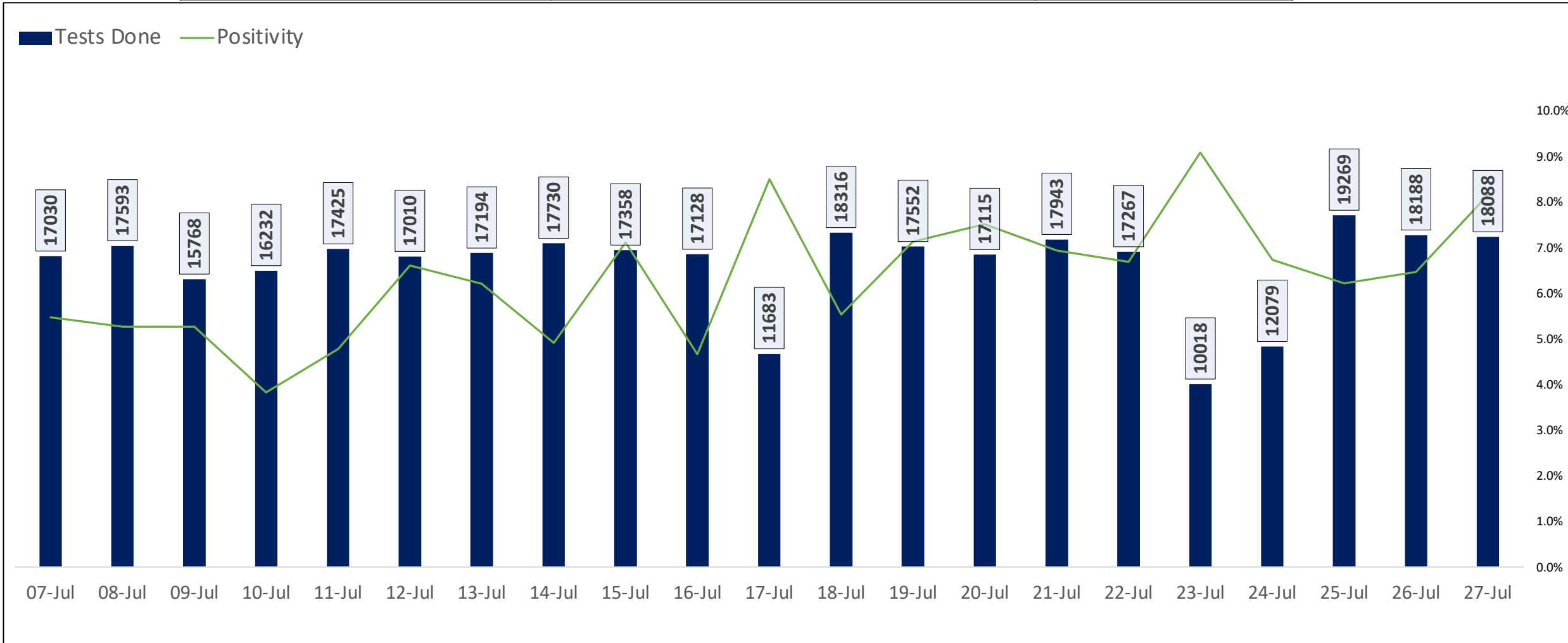




TESTING TRENDS IN BENGALURU

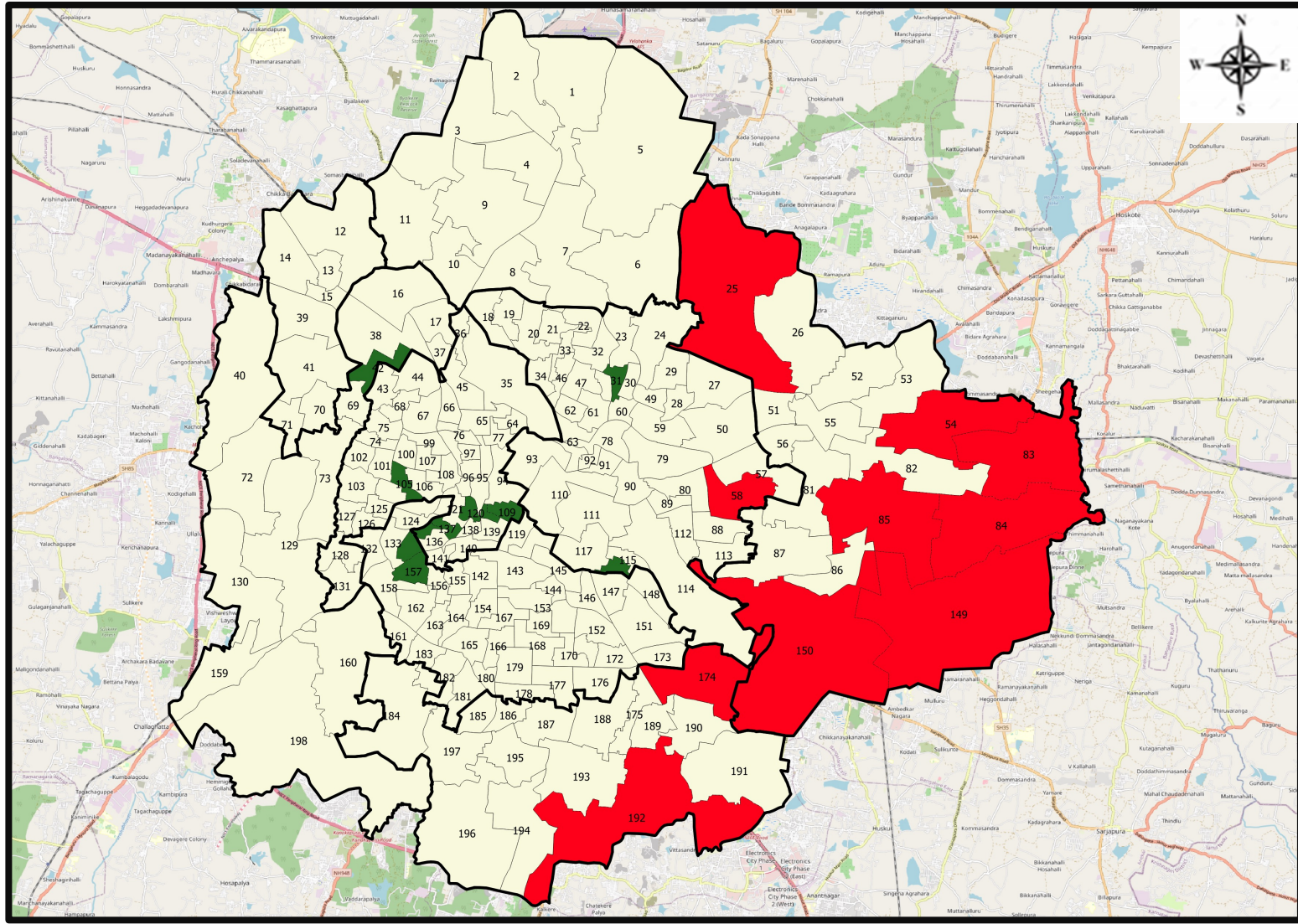


Total Test Conducted Till Date	Test Conducted Last 24 hours	Last 7 Days Average
3,09,91,733	18,088	16,122





BENGALURU URBAN MAP SHOWING TREND OF POSITIVE CASES IN LAST 7 DAYS



Top 10 wards reporting highest number of positive cases in last 7 days

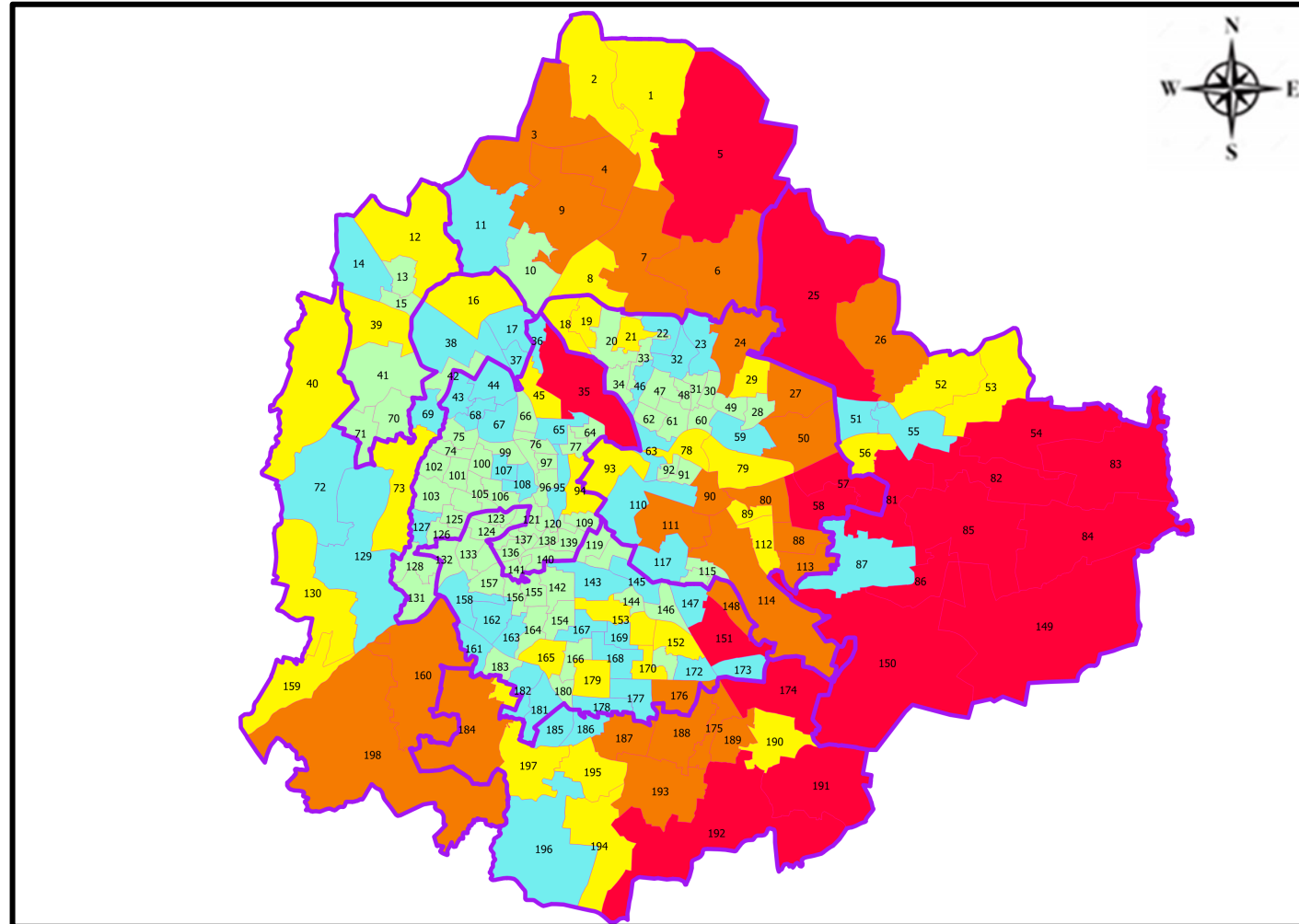
Ward No.	Ward Name	Daily Cases Average
150	Bellanduru	67
85	Dodda Nekkundi	41
174	HSR Layout	38
83	Kadugodi	35
149	Varthuru	30
25	Horamavu	25
58	New Tippasandra	22
84	Hagadur	20
192	Begur	19
54	Hudi	18







Top 10 wards reporting least number of positive cases in last 7 days

Ward No.	Ward Name	Daily Cases Average
137	Rayapura	0
135	Padarayanapura	0
134	Bapuji Nagar	0
120	Cottonpete	0
116	Nilasandra	0
109	Chickpete	0
105	Agrahara Dasarahalli	0
42	Lakshmi Devi Nagar	0
31	Kushal Nagar	0
157	Gali Anjaneya Temple	0



BENGALURU MAP SHOWING INTENSITY OF POSITIVE CASES IN LAST 7 DAYS



-  **Level 1 : 0 to 10 Cases**
-  **Level 2 : 10 to 25 Cases**
-  **Level 3 : 25 to 50 Cases**
-  **Level 4 : 50 to 100 Cases**
-  **Level 5 : More than 100 Cases**
-  **Zone Boundaries**

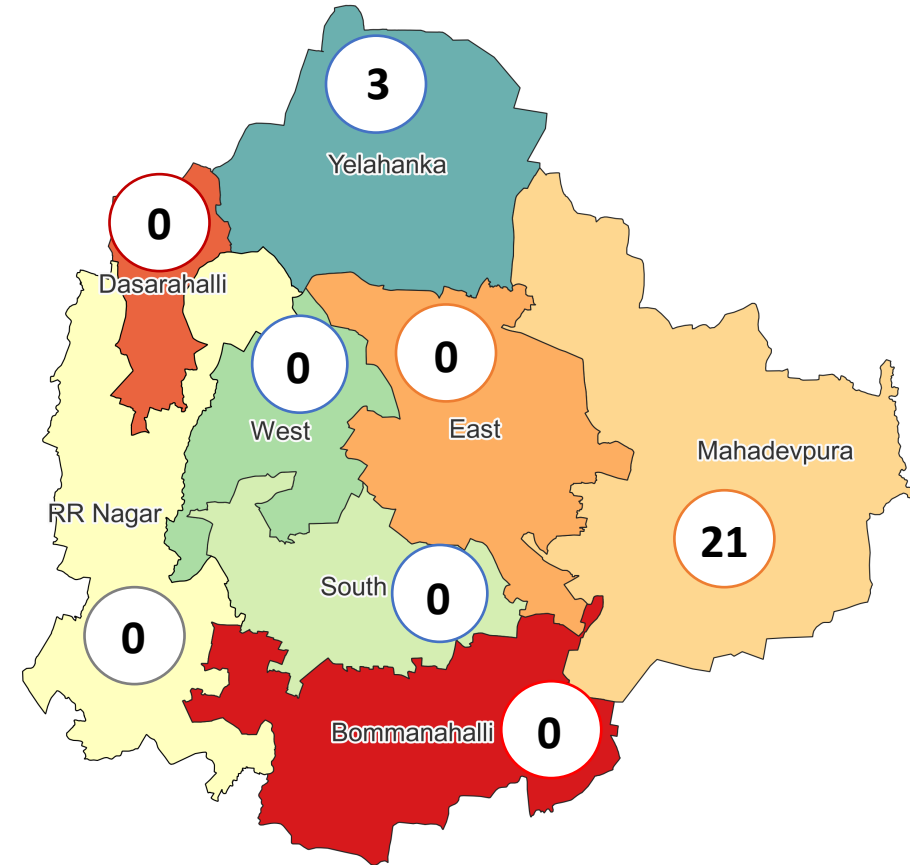


CLUSTER DETAILS



Zone Name	TOTAL CLUSTERS	Budding Clusters	Clusters	Outbreaks
		Less Than 5 Cases	5 To 14 Cases	More Than 14 Cases
BOMMANAHALLI	0 (-)	0 (-)	0 (-)	0 (-)
DASARAHALLI	0 (-)	0 (-)	0 (-)	0 (-)
EAST	0 (-)	0 (-)	0 (-)	0 (-)
MAHADEVPURA	21 (▲3)	21 (▲3)	0 (-)	0 (-)
RR NAGAR	0 (-)	0 (-)	0 (-)	0 (-)
SOUTH	0 (-)	0 (-)	0 (-)	0 (-)
WEST	0 (-)	0 (-)	0 (-)	0 (-)
YELAHANKHA	3 (-)	3 (-)	0 (-)	0 (-)
TOTAL	24 (▲3)	24 (▲3)	0 (-)	0 (-)

Total Active Clusters



Types of Clusters

Zone Name	Apartments/ Villa	Individual House	Hostels/Quarters	Others	Schools/Colleges
BOMMANAHALLI	0 (-)	0 (-)	0 (-)	0 (-)	0 (-)
DASARAHALLI	0 (-)	0 (-)	0 (-)	0 (-)	0 (-)
EAST	0 (-)	0 (-)	0 (-)	0 (-)	0 (-)
MAHADEVPURA	21 (▲3)	0 (-)	0 (-)	0 (-)	0 (-)
RR NAGAR	0 (-)	0 (-)	0 (-)	0 (-)	0 (-)
SOUTH	0 (-)	0 (-)	0 (-)	0 (-)	0 (-)
WEST	0 (-)	0 (-)	0 (-)	0 (-)	0 (-)
YELAHANKHA	3 (-)	0 (-)	0 (-)	0 (-)	0 (-)
TOTAL	24 (▲3)	0 (-)	0 (-)	0 (-)	0 (-)

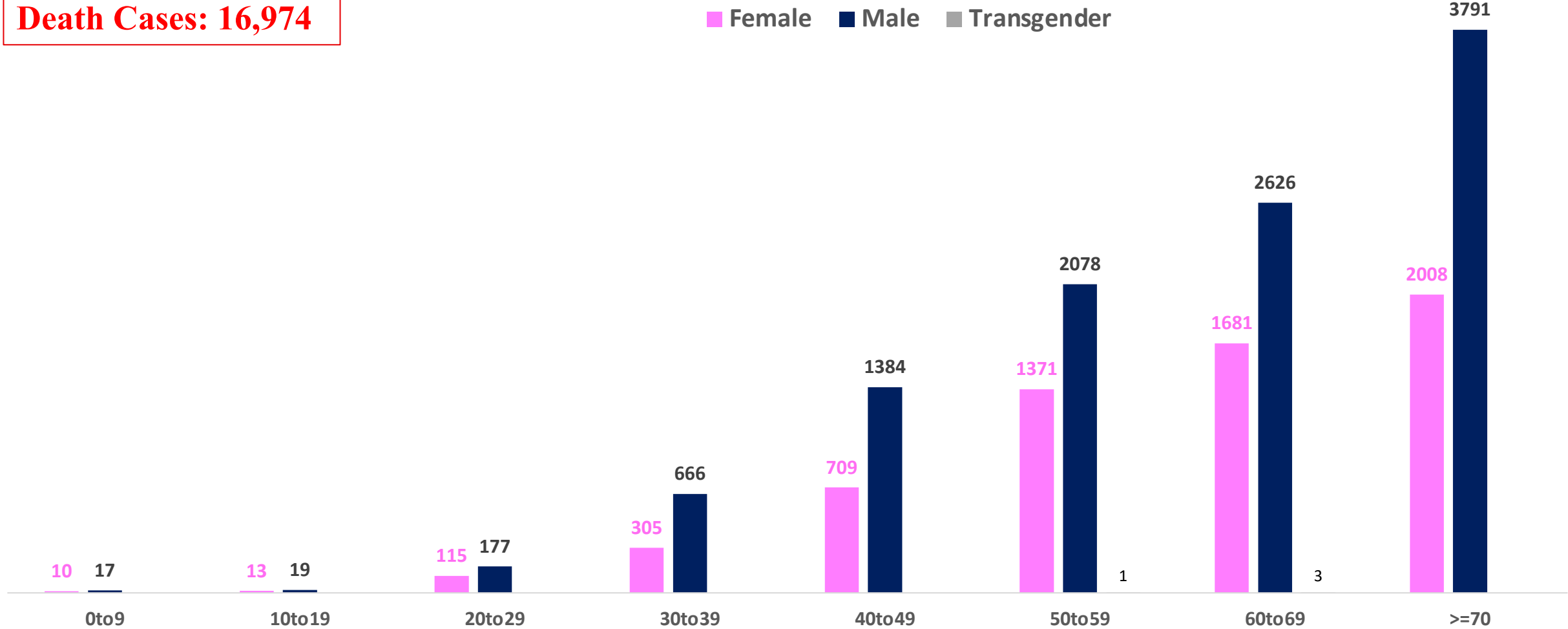
▲▼ : Shows increase and decrease in numbers as compared to previous day



AGE AND GENDER WISE DISTRIBUTION OF DEATH CASES



Death Cases: 16,974





VACCINATION COVERAGE AS ON 27.07.2022



Total Doses Administered
2,00,92,782

▲ 21,013

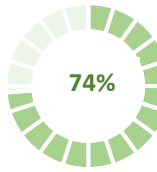
Total 12-14 years Population : 2.82 Lakhs

1ST DOSE



2,85,259
Doses administered
▲ 594

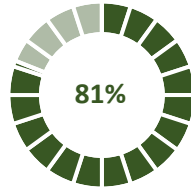
2ND DOSE



2,07,636
Doses administered
▲ 5,566

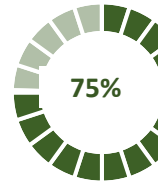
Total 15-18 years Population : 4.42 Lakhs

1ST DOSE



3,58,043
Doses administered
▲ 220

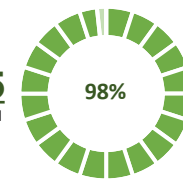
2ND DOSE



3,33,325
Doses administered
▲ 1,150

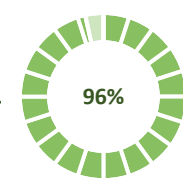
Total adult Population : 91.7 Lakhs

1ST DOSE



90,12,669
Doses administered
▲ 300

2ND DOSE



88,46,774
Doses administered
▲ 439

Priority Group*

Health Care Workers

Dose 1

2,10,361

Doses administered

▲ 0

Dose 2

2,07,034

Doses administered

▲ 2

Frontline Workers

Dose 1

3,81,965

Doses administered

▲ 23

Dose 2

3,73,279

Doses administered

▲ 11

45 – 59 Years Coverage

Dose 1



16,95,135
Doses administered

▲ 27

Dose 2

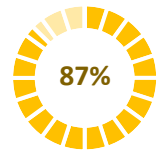


16,72,057
Doses administered

▲ 54

18 - 44 Years Coverage

Dose 1

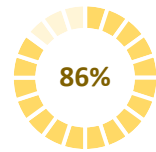


57,44,864

Doses administered

▲ 241

Dose 2



56,30,374

Doses administered

▲ 338

60 + Years Coverage

Dose 1



9,80,344
Doses administered

▲ 9

Dose 2



9,64,030
Doses administered

▲ 34

PRECAUTION DOSE



10,49,076

Doses administered

▲ 12,744

PRECAUTION DOSES ADMINISTERED

Health Care Workers

91,912

Booster Doses administered

▲ 171

Front Line Workers

1,28,108

Booster Doses administered

▲ 883

60 + Years Coverage

3,73,782

Booster Doses administered

▲ 918

18 + Years Coverage

4,55,274

Booster Doses administered

▲ 10,772

▲ indicates the increase in last 24 hours



COVID-19 SCENARIO IN BENGALURU AND OTHER METROPOLITAN CITIES



CITY NAME	Positive Cases	Active Cases	Recovered	Deceased	Vaccine Doses Administered
New Delhi	19,50,802	3,239	19,21,256	26,307	3,57,75,192
Bengaluru*	18,31,957	7,486	18,07,497	16,974	2,32,10,542
Mumbai	11,22,712	1,798	11,01,268	19,646	2,17,85,141
Chennai	7,81,193	4,589	7,67,535	9,069	1,09,27,010

Source : <https://dashboard.cowin.gov.in/> at 4:40pm (28.07.2022)
Source : <https://www.covid19bharat.org/> at 4:40pm(28.07.2022)

*includes BBMP & Bengaluru Urban



SNAPSHOT OF COVID-19 CASES IN BENGALURU URBAN



**Total Wards With
<=10 Cases* :
73**

**Tests Conducted
On 27.07.2022:
18,088**

**Recovery
Rate:
98.66%**

**Total
Active Cases :
7,486**

**Total Vaccinated on
27.07.2022:
21,013**

**Positivity
Rate* :
7.06%**

**Active
Rate:
0.41%**

**Case
Fatality Rate* :
0.01%**





*Total positive cases In the past 7 days

*CFR and positivity is for Past 7 days



ಬೃಹತ್ ಬೆಂಗಳೂರು ಮಹಾನಗರ ಪಾಲಿಕೆ
Bruhat Bengaluru Mahanagara Palike



Download BBMP Bulletin	https://apps.bbmpgov.in/covid19/mediabulletin.php
To register for vaccination :	https://selfregistration.cowin.gov.in/
BBMP COVID19 Dashboard:	https://apps.bbmpgov.in/covid19/
Follow us on:	 www.facebook.com/bbmp.comm1/
	 twitter.com/BBMPCOMM
	  BBMPSplHealth

Issued by:

Honorable Chief Commissioner, BBMP
Special Commissioner Health & IT, BBMP
MD, Bengaluru Smart City Limited

THANK YOU !

